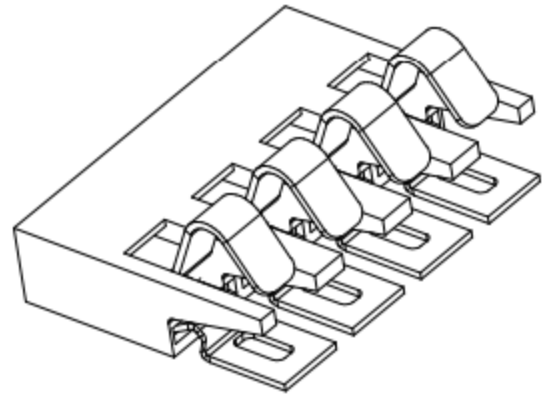
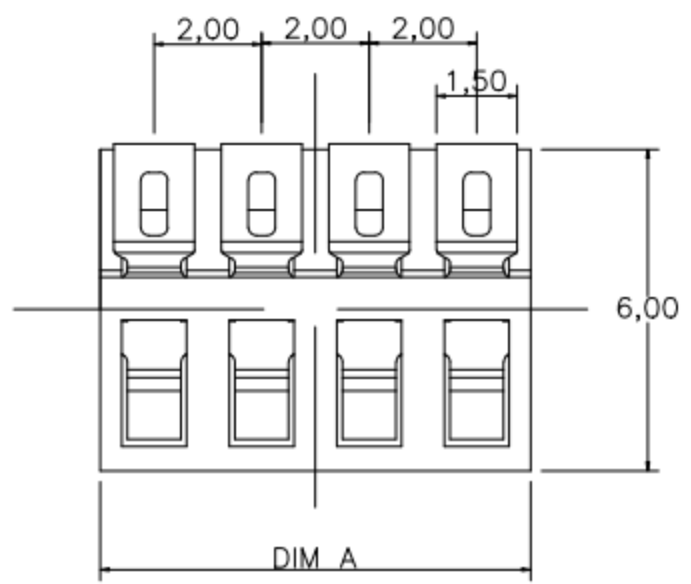
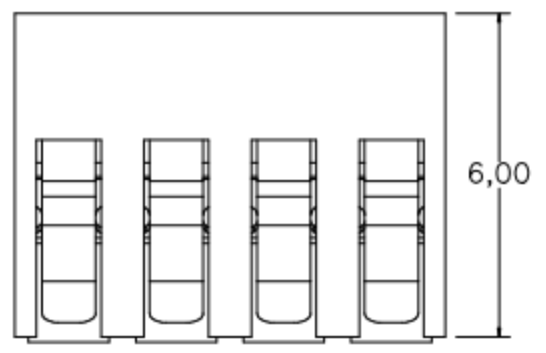
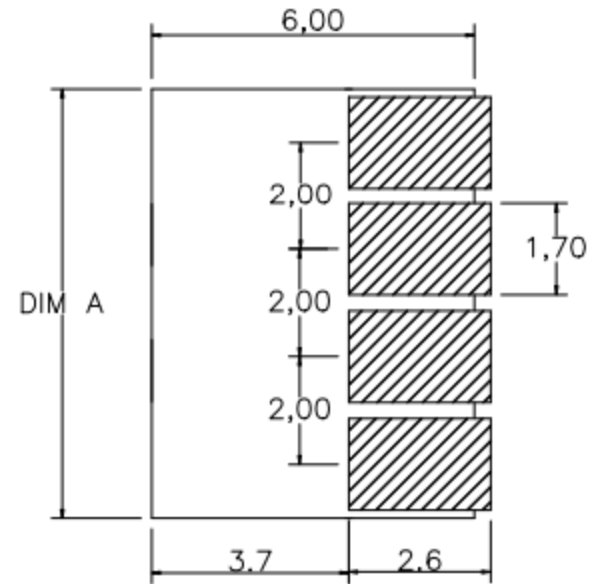
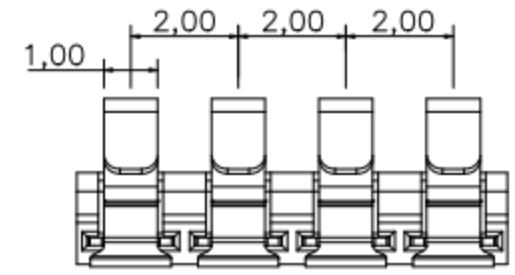
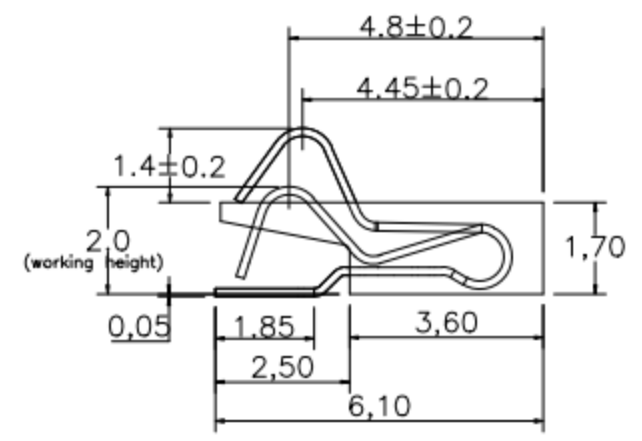


REV.	ECN NO.	DESCRIPTION	DESIGN	DATE
A		INITIAL	Kai	2018.03.29



Pin (N)	DIM A
2Pin	4.0
3Pin	6.0
4Pin	8.0
5Pin	10.0
6Pin	12.0
7Pin	14.0
8Pin	16.0



性能:
 额定电流: 2.0A
 额定电压: 12V
 耐电压: 500V
 接触电阻: 30mΩ
 绝缘电阻: 500MΩ
 工作温度: -40℃~+85℃
 塑件(材质): LCP
 接触点(材质): 磷铜, 镀金

RECOMMENDED PCB LAYOUT
 TOP VIEW(.XX±0.05)

UNLESS OTHERWISE SPECIFIED TOLERANCES

DECIMALS:		ANGLES:	
DIM	TOL	DIM	TOL
X.	±0.50	X.	±2°
X.X	±0.30	X.X	±1°
X.XX	±0.20	X.XX	
X.XXX	±0.10	X.XXX	

东莞市高迪电子有限公司

DWG NO.	PART NAME:
DESIGN:	PART NO.
CHECK:	REV. A
APPROVED	UNIT: mm
	SHEET: 1/1

ITEM	PART NAME	Q'TY	MATERTAL	DESCRIPTION	REMARK
②	HOUSING	1	LCP		BLACK
①	CONTACT A	2	PHOSPHOR BRONZE 0.20T	Au PLATED	